



PRODUCT SPECIFICATION

OPUS HIGHBAY SENSOR



INTRODUCTION

The Opus Highbay offers excellent efficiency combined with up to 60,000 lumens ideal for high level installations where a single point suspension is required. With efficiency of up to 146lm/W the Opus Highbay provides a highly efficient solution whilst minimising operating costs for both maintenance and power consumption. With a wide range of lumen outputs and a range of lens, integral lithium emergency and dimming options the Opus Highbay can be tailored to suit most applications whilst also incorporating a range of optional sensors enabling further energy cost savings to be achieved. We offer a range of wireless control systems providing localised grouping and control as well as comprehensive wireless solutions allowing both standard and emergency luminaires to be centrally monitored.

The Opus Highbay is manufactured with a die cast aluminium housing with matt grey weather resistant paint finish and toughened glass cover ensuring a long lifetime with a robust, durable construction.

UK
CA CE IP65 TM21: L90>80K HOURS 3 STEP MACADAM ELLIPSE

APPLICATION

- Industrial / Manufacturing
- Retail
- Transport
- Warehousing

SPECIFICATION

CONSTRUCTION

- Housing: Extruded aluminium
- Finish: Polyester powder painted RAL 9006 matt grey, marine grade salt spray tested
- Diffuser: Injection moulded high transmission opal polycarbonate
- Diffuser: 5mm toughened glass
- IP65

PERFORMANCE

- Part L2 compliant
- 3SDCM Three step Macadams ellipse
- TM21: L90 at >80,000 Operating Hours
- Up to 153 luminaire lumens per circuit Watt.

ENVIRONMENTAL

- Designed to allow simple replacement of components with commonly available tools in compliance with the Eco Design Directive, please see the installation leaflet for maintenance instructions.
- Powered by European branded drivers and emergency modules ensuring replacement parts are easily sourced.
- Every luminaire is labelled with a unique ID number allowing easy identification of spare parts for the lifetime of the product.
- Contains no single use plastics or polystyrene packaging.
- Supplied in plain card boxes with paper tape ensuring packaging is easily recycled.
- Designed to allow simple disassembly for end of life recycling.
- UK based manufacturing providing local support throughout the product lifetime and minimising transportation miles.

EMERGENCY

- Available with optional standard, self test and autotest integral emergency with lithium batteries for extended warranty and lifetime.
- Optional Reacta-Link wireless emergency for automated centralised reporting.
- Optional Reacta-Control wireless emergency for automated centralised reporting.

- Optional central battery changeover relay

CONTROL

- Optional compatibility with a range of dimming systems including DALI, DSI and Switch Dimming
- Optional Integral R11 presence sensor
- Optional integral Reacta-Link for integration with Reacta-Link wireless installations
- Ground level commissioning with REA-AP controller allows quick and simple setting and adjustment of sensors without the need for costly commissioning.

INSTALLATION

- Suitable for suspended installation

VARIATIONS

- Available with a wide range of colour temperatures and renderings
- Available in a range of lumen outputs
- Available in grey or black finishes

IMAGES


PRODUCT IMAGES




Opus Highbay



Opus Highbay Suspension

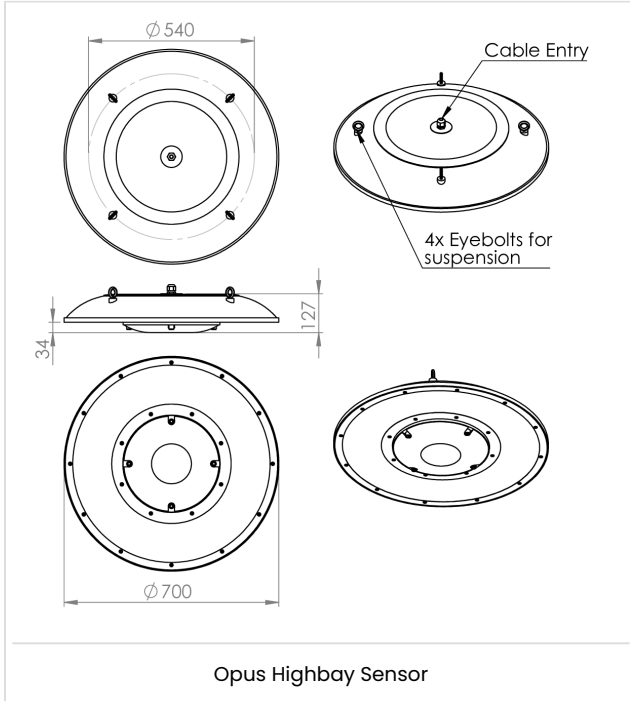


Opus Highbay Rear



Opus Highbay Cover

TECHNICAL



WARRANTY

At Dextra our commitment to service has been at the forefront throughout our history spanning more than forty years in the UK lighting market. Our service ethos extends beyond design and delivery, we believe supporting your installation throughout the warranty period is equally crucial, whilst the strength and longevity of Dextra Group provides peace of mind that our warranty will be supported throughout.

The Dextra range is supplied with a five year warranty commencing from the date of delivery. During the first three years defects will be repaired on site and the warranty will include both parts and labour. For the final two years drivers, emergency modules, wireless modules, sensors and LED circuits will be supplied free of charge to replace defective components, labour and other associated costs are not included.

Certain ranges and components are subject to exemptions:

- ▶ Lithium batteries are provided with a five year warranty. During the first three years defects will be repaired on site and the warranty will include both parts and labour. For the final two years replacement batteries will be supplied free of charge to replace defective components. Five year warranty became effective as of 03/02/25, Lithium emergency luminaires supplied prior to this date are supported with a three year on site warranty only. Labour and other associated costs are not included. Nickel Metal Hydride and Nickel Cadmium batteries are provided with a one year warranty for parts and labour.
- ▶ Emergency luminaires including AME2, EXI LED, EXI3, HBE3, HBE4, OAT2 LED and Twinspace are supplied with a one year warranty for parts and labour. Lithium variants suffixed with the 5YR part code, the Autotest emergency with the LA3 part code and wireless variants with LA3RC or LSTR part codes are supplied with a five year warranty. For these extended warranty variants for the first three years defects will be repaired on site and the warranty will include both parts and labour. For the final two years replacement batteries will be supplied free of charge to replace defective components.
- ▶ Protec Micro, PTECF7 Fire Rated Downlights, Serenus and the Opus Sconce are provided with a five year replacement luminaire only warranty. Protec FR Fire Rated Downlights are provided with a 2 year replacement luminaire only warranty.
- ▶ Controls systems such as standalone sensors, switches, marshalling boxes and cabling are provided with a one year warranty for both parts and labour. DALI control systems are provided with a two year warranty for both parts and labour.
- ▶ LEDextra ranges are supplied with a three year parts or replacement luminaire only warranty with the exception of the IMPR RGBW, the Runway RGBW, the MOD RGBW, Tanek RGBW and the DexRing. These five ranges are supplied with our standard five year warranty during which defects within the first three years will be repaired on site and the warranty includes both parts and labour. For the final two years free of charge replacement components only will be supplied to rectify any failures but labour and other associated costs are not included.
- ▶ LEDEX ranges are supplied with a three year replacement luminaire only warranty.
- ▶ The Decorative Pendant ranges, Bebo, Dene, Nova, Fino and Stix are supplied with a 3 year replacement luminaire only warranty.

All warranties are subject to correct use of the product and will be invalidated by misuse, for example incorrect installation, unsuitable environmental conditions or incorrect maintenance. It is the duty of the customer to ensure that all the fault lies with the luminaire prior to requesting replacement parts or site repairs. In the event that no defect is found with the product our costs for attending site will be recharged to the customer and credit

will not be issued against returned products. No consequential losses incurred resulting from any defect with our product will be reimbursed.

Given the nature of LED technology a small percentage of LEDs may fail during the lifetime of a luminaire, this does not cause a reduction in lumen output. As such LED luminaires are only deemed to be faulty for warranty purposes when in excess of ten percent of LEDs have failed in a single luminaire.

On site repair of products under warranty will be undertaken during normal working hours, 9am to 5pm Monday to Friday, and will require unrestricted access to luminaires. Where required Dextra will provide access equipment to carry out repairs at height, should luminaires have been installed in locations where reasonable provision for maintenance access has not been made we reserve the right to supply replacement product only. On site warranty repairs will only be undertaken on the mainland of the UK and Ireland, in all other locations replacement product only will be provided.

If you require any assistance with regards to our products please contact our Customer Services department on 01747 858100.

ORDER CODES

LUMINAIRE

Code	Description	Power	Llm/W
OPUHB L200	Opus Highbay, 17,380lm, Colour 74	116.6W	149
OPUHB L300	Opus Highbay, 26,070lm, Colour 74	170.2W	153
OPUHB L400	Opus Highbay, 34,766lm, Colour 74	238.0W	146
OPUHB L600	Opus Highbay, 52,140lm, Colour 74	349.2W	149

Supplied with suspension kit

DIMMING

Code	Description
A	DALI Digital Addressable Lighting Interface
S	Switch Dimming
D	DSI Digital Dimming
C	Bi-Level Dimming For Standalone Switched Sensor

CONTROL

Code	Description
R18W	Reacta 18, Wide, Presence & Daylight, 7-18M
DN	DexNET Node, Wireless Node only.
D18W	DexNET Sensor, Wireless, Wide, Presence & Daylight, 7-18M
D18H	DexNET Sensor, Wireless, Narrow, Presence & Daylight, 7-18M
RC	Reacta-Control, Wireless Enabled Luminaire

R18W version is rated to IP40

EMERGENCY

Code	Description
LE3	Lithium Standard Emergency 3 Hour
LS3	Lithium Selftest Emergency 3 Hour
LA3	Lithium Autotest Emergency 3 Hour
LA3D	Lithium DexNET Emergency 3 Hour
LSTR	Lithium Reacta-Link Emergency 3 Hour
LA3RC	Lithium Reacta-Control Emergency 3 Hour
CB	Central Battery, Please Specify 110V or 230V when Ordering

Emergency only available in L300 and below

MISCELLANEOUS

Code	Description
C**	C727*, C73
LSF	Low Smoke Zero Halogen

* Not available in L600

Opus Highbay Installation

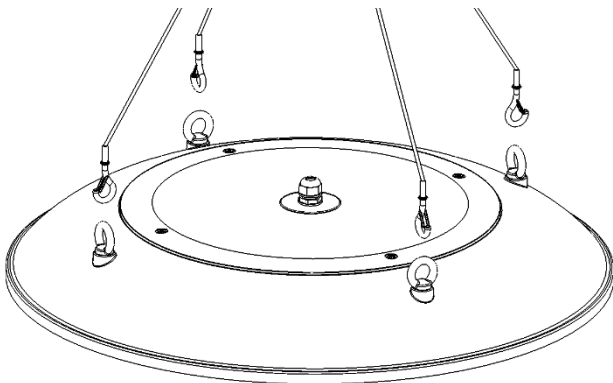
220-240V / 50-60Hz
IP65



WARNING: Luminaire must be earthed. Risk of electric shock from LED boards if operated with cover removed. Installation / operation outside of luminaires intended scope invalidates warranty. Suitable only for domestic / light industrial / industrial applications within the scope of EN55015. Tested to compliance with BSEN 60598: specification for general requirements and tests. Must be installed by a suitably qualified person in accordance with all relevant legislation. Ambient operating temperature of 0°C to 25°C. If maximum operating temperature is exceeded luminaire will automatically dim / switch off. Terminal blocks are rated to 16A unless stated otherwise. The light source contained in this luminaire shall only be replaced by the manufacturer or his service agent or a similar qualified person. **LUMINAIRES WITH EMERGENCY PACK:** When supply is isolated battery output terminals may be live if battery is connected. Isolate mains and battery before servicing. Emergency luminaires require unswitched live connection taken from same phase as switched supply. When unswitched supply is connected status indicator illuminates green, when unswitched supply is disconnected indicator extinguishes and luminaire operates in emergency mode. 24 hour charge period required before undertaking full discharge test. Emergency test sheets provided should be used to record all emergency tests. Batteries should be replaced when 3 hour duration is not met. Excessive switching of permanent live may result in premature battery failure. Battery electrolyte can be harmful to eyes / open wounds, do not puncture, if electrolyte touches skin / eyes flush with water. Do not incinerate batteries.

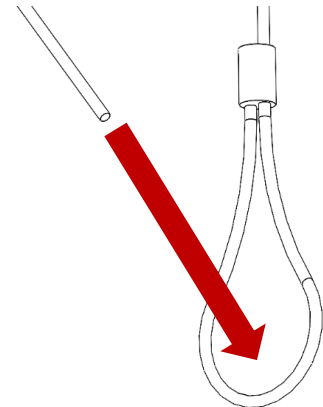
Terminal Labelling:	
Power	
L / 1	Switched Live
E / ⚡	Earth
N	Neutral
Emergency	
L2 / 2	Unswitched Live
DA/AT3	DALI Autotest
DA/AT3	DALI Autotest
Dimming	
-D1/DA	Analogue/DSI/DALI
+D2/DA	Analogue/DSI/DALI
SD	Switch Dim / Corridor Function

1. Attach suspension to hooks on fitting.



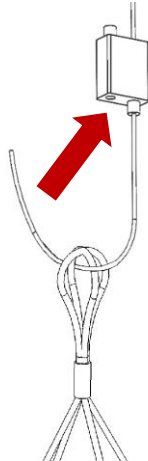
2.

Using the suspension wire provided, pass the tether over a suitable suspension point in ceiling (purlin or suitably rated eyehook etc.) and feed the free end through the loop end. Pull tight to secure to ceiling.



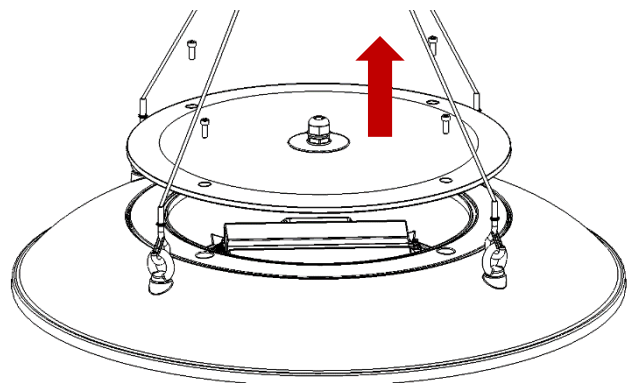
3.

With the suspension gripper attached, pass the free end through the loops in the suspension wires and pass back through the gripper. Adjust to required mounting height.

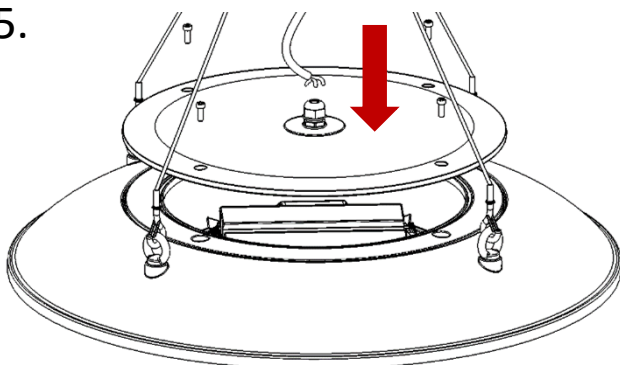


4.

Remove screws from gear cover.



5.



Feed mains cable through the gland and wire into respective terminal block. Ensure cable clamp is used and tighten gland around cable when finished. Replace cover and screws when finished.

6.

NOTE: We recommend the use of a secondary safety tether where the fitting is installed in a location where it may cause injury or damage if it were to fall.

Sensor versions should only be suspended in areas where they will not be subjected to air movement that may cause the luminaires to swing and the sensor to false trigger.

Opus Highbay Installation

Maintenance

- 1 Disconnect luminaire before undertaken any maintenance or cleaning.
- 2 Cleaning should be undertaken on external parts of the luminaire only using a slightly damp lint free cloth.
- 3 To access fitting use a M5 Allen Key to remove screws from cover.
- 4 Use a pan pozi screwdriver to remove gear tray and components.
- 5 To access LED circuit use a Torque Wrench set to 11NM to remove screws from glass. Use a pan pozi screwdriver to remove LED circuit.
- 6 Please contact Dextra for assistance with spare component supply.

