



PRODUCT SPECIFICATION

OAT WIRELESS



INTRODUCTION

The OAT2 is a recessed LED luminaire with reeded diffuser with optional hanging blade where exit legends are required. The OAT2 is supplied with lithium batteries offering extended lifetime and warranty and is available in standard, self test and autotest variants for compatibility with a wide range of emergency test systems. The OAT Wireless offers compatibility with our Reacta-Link system for automated testing and reporting of test results and failures minimising the maintenance costs of your emergency installation.

**UK
CA** CE IP20

APPLICATION

- Canteen
- Commercial / Offices
- Corridor
- Display Lighting
- Education
- Food Production
- Healthcare / Social Housing
- Hotel / Leisure
- Industrial / Manufacturing
- Kitchen
- Office
- Retail
- Stairwell
- Store Room
- Transport
- Warehousing

SPECIFICATION

CONSTRUCTION

- Housing: Injection moulded polycarbonate
- Finish: Matt white
- ISO 7010 or Euro Norm Legends with all directional arrow options.
- IP20

ENVIRONMENTAL

- Designed to allow simple replacement of components with commonly available tools in compliance with the Eco Design Directive, please see the installation leaflet for maintenance instructions.
- All critical components are mounted on a single tray for simple end of life repair or upgrade.
- Powered by European branded drivers and emergency modules ensuring replacement parts are easily sourced.
- Every luminaire is labelled with a unique ID number allowing easy identification of spare parts for the lifetime of the product.
- Contains no single use plastics or polystyrene packaging.
- Supplied in plain card boxes with paper tape ensuring packaging is easily recycled.
- Designed to allow simple disassembly for end of life recycling.
- UK based manufacturing providing local support throughout the product lifetime and minimising

transportation miles.

EMERGENCY

- ▶ Optional Reacta-Link wireless emergency for automated centralised reporting.

CONTROL

- ▶ Optional compatibility with a range of dimming systems including DALI, DSI and Switch Dimming

INSTALLATION

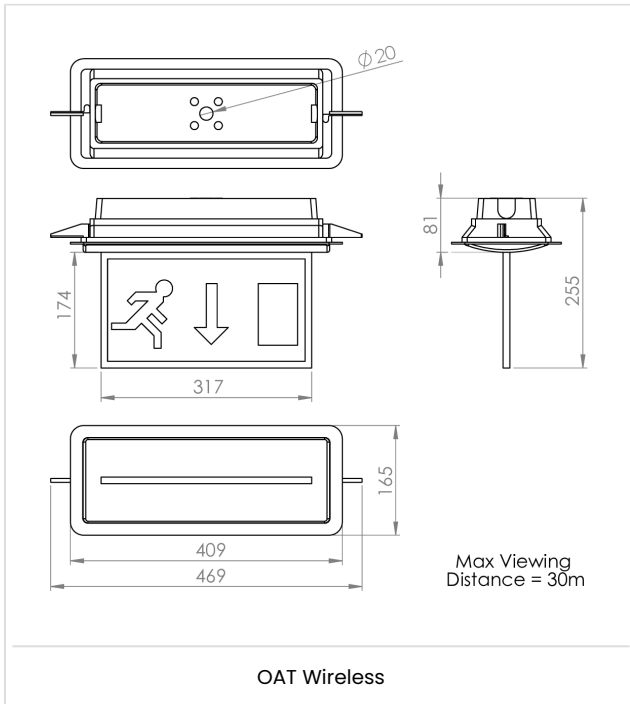
- ▶ Suitable for plasterboard installation
- ▶ Suitable for mineral fibre ceiling tile installation

IMAGES

PRODUCT IMAGES



TECHNICAL



WARRANTY

At Dextra our commitment to service has been at the forefront throughout our history spanning more than forty years in the UK lighting market. Our service ethos extends beyond design and delivery, we believe supporting your installation throughout the warranty period is equally crucial, whilst the strength and longevity of Dextra Group provides peace of mind that our warranty will be supported throughout.

The Dextra range is supplied with a five year warranty commencing from the date of delivery. During the first three years defects will be repaired on site and the warranty will include both parts and labour. For the final two years drivers, emergency modules, wireless modules, sensors and LED circuits will be supplied free of charge to replace defective components, labour and other associated costs are not included.

Certain ranges and components are subject to exemptions:

- ▶ Lithium batteries are provided with a five year warranty. During the first three years defects will be repaired on site and the warranty will include both parts and labour. For the final two years replacement batteries will be supplied free of charge to replace defective components. Five year warranty became effective as of 03/02/25, Lithium emergency luminaires supplied prior to this date are supported with a three year on site warranty only. Labour and other associated costs are not included. Nickel Metal Hydride and Nickel Cadmium batteries are provided with a one year warranty for parts and labour.
- ▶ Emergency luminaires including AME2, EXI LED, EXI3, HBE3, HBE4, OAT2 LED and Twinspace are supplied with a one year warranty for parts and labour. Lithium variants suffixed with the 5YR part code, the Autotest emergency with the LA3 part code and wireless variants with LA3RC or LSTR part codes are supplied with a five year warranty. For these extended warranty variants for the first three years defects will be repaired on site and the warranty will include both parts and labour. For the final two years replacement batteries will be supplied free of charge to replace defective components.
- ▶ Protec Micro, PTECF7 Fire Rated Downlights, Serenus and the Opus Sconce are provided with a five year replacement luminaire only warranty. Protec FR Fire Rated Downlights are provided with a 2 year replacement luminaire only warranty.
- ▶ Controls systems such as standalone sensors, switches, marshalling boxes and cabling are provided with a one year warranty for both parts and labour. DALI control systems are provided with a two year warranty for both parts and labour.
- ▶ LEDextra ranges are supplied with a three year parts or replacement luminaire only warranty with the exception of the IMPR RGBW, the Runway RGBW, the MOD RGBW, Tanek RGBW and the DexRing. These five ranges are supplied with our standard five year warranty during which defects within the first three years will be repaired on site and the warranty includes both parts and labour. For the final two years free of charge replacement components only will be supplied to rectify any failures but labour and other associated costs are not included.
- ▶ LEDEX ranges are supplied with a three year replacement luminaire only warranty.
- ▶ The Decorative Pendant ranges, Bebo, Dene, Nova, Fino and Stix are supplied with a 3 year replacement luminaire only warranty.

All warranties are subject to correct use of the product and will be invalidated by misuse, for example incorrect installation, unsuitable environmental conditions or incorrect maintenance. It is the duty of the customer to ensure that all the fault lies with the luminaire prior to requesting replacement parts or site repairs. In the event that no defect is found with the product our costs for attending site will be recharged to the customer and credit

will not be issued against returned products. No consequential losses incurred resulting from any defect with our product will be reimbursed.

Given the nature of LED technology a small percentage of LEDs may fail during the lifetime of a luminaire, this does not cause a reduction in lumen output. As such LED luminaires are only deemed to be faulty for warranty purposes when in excess of ten percent of LEDs have failed in a single luminaire.

On site repair of products under warranty will be undertaken during normal working hours, 9am to 5pm Monday to Friday, and will require unrestricted access to luminaires. Where required Dextra will provide access equipment to carry out repairs at height, should luminaires have been installed in locations where reasonable provision for maintenance access has not been made we reserve the right to supply replacement product only. On site warranty repairs will only be undertaken on the mainland of the UK and Ireland, in all other locations replacement product only will be provided.

If you require any assistance with regards to our products please contact our Customer Services department on 01747 858100.

ORDER CODES

LUMINAIRE

| Code | Description | Power |
|--------------------|---|-------|
| OAT2 NM3 LA3RC ATD | OAT2 Wireless, Non Maintained, Reacta-Control Lithium Emergency 3 Hour, Standard Diffuser | 3.0W |
| OAT2 NM3 LA3RC ATS | OAT2 Wireless, Non Maintained, Reacta-Control Lithium Emergency 3 Hour, Legend Diffuser | 3.0W |
| OAT2 NM3 LSTR ATD | OAT2 Wireless, Non Maintained, Reacta-Link Lithium Emergency 3 Hour, Standard Diffuser | 3.0W |
| OAT2 NM3 LSTR ATS | OAT2 Wireless, Non Maintained, Reacta-Link Lithium Emergency 3 Hour, Legend Diffuser | 3.0W |
| OAT2 NM3 LA3D ATS | OAT2 Wireless, Non Maintained, DexNET Emergency 3 Hour, Legend Diffuser | 3.0W |
| OAT2 NM3 LA3D ATD | OAT2 Wireless, Non Maintained, DexNET Emergency 3 Hour, Standard Diffuser | 3.0W |

All products are supplied with a 5 year battery warranty

MISCELLANEOUS

| Code | Description |
|-------------------|-------------------------------------|
| LSF | Low Smoke Zero Halogen |
| OAT2 DL ISO7010 | OAT2 Down Legend, ISO7010 Format |
| OAT2 UL ISO7010 | OAT2 Up Legend, ISO7010 Format |
| OAT2 LLRL ISO7010 | OAT2 Right Legend, ISO7010 Format |
| OAT2 DL | OAT2 Down Legend, Euro Norm Format |
| OAT2 UL | OAT2 Up Legend, Euro Norm Format |
| OAT2 LLRL | OAT2 Right Legend, Euro Norm Format |

Please note all legends are double sided, please specify ATS diffuser with legends.

Installation & Wiring Instructions

OAT LED STR - Recessed Exit Sign

For use with Reacta-Link Wireless System



PLEASE READ THESE INSTRUCTIONS BEFORE COMMENCING INSTALLATION & LEAVE WITH END USER

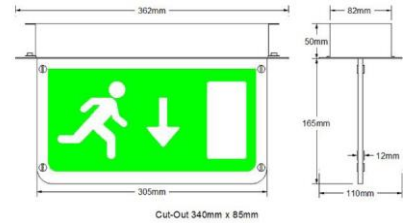
Description:

A modern Recess Mounting LED Exit Sign, designed to operate with Dextra Group's Reacta-Link wireless system.

This exit sign is suitable for both maintained and non-maintained applications. It is supplied with a heavy duty polished legend blade and a set of interchangeable legend panels offering an impressive 27m viewing distance. The units are supplied in white (RAL9016).

The product will test itself in accordance with the requirements of the British Standards, reporting any faults via a bi-colour charge LED and the Reacta-Link System.

This unit will recharge the batteries after the test clause of 22.3 of BS EN 61347-2-7:2012.



Specification:

| | |
|-----------------------------|--------------------------------|
| Input Voltage | 230-240 Volts AC 50/60 Hz |
| Power Rating Maintained | 9.3W 64mA - $\lambda = 0.62$ |
| Power Rating Non-Maintained | 4.7W 23mA $\lambda = 0.86$ |
| Ambient Temp. | 0°C to + 35°C |
| Max Case Temperature | 50°C |
| Max Battery Temperature | 55°C |
| Mains Input Terminal | 0.5mm - 2.5mm |
| Battery Fuse | Internal to Control Gear |
| Battery Discharge Current | 1000mA |
| Discharge Voltage Cut Off | 9.0V |
| Ingress Protection | IP20 |
| Battery Pack | 9.6V 1.5Ah LiFePO ₄ |
| Charge Current | 1-150mA Float |
| Recharge Period | 24 Hours |
| Width and Length | 362mm 110mm |
| Depth from Ceiling | 165mm |
| Side Cable Entry | 20mm Knock Outs L&R |
| Rear Cable Entry | 20mm Knock Out Centre |
| Overall Weight (maintained) | 1.8Kg |

Product codes

OAT LED STR

Maintained 3 hour

Important

It is recommended that this product is installed by a competent person ensuring the installation complies with the necessary standards. Dextra Group accept no responsibility for injury, damage or loss, which may arise as a result of incorrect installation, operation or maintenance.

The product requires an un-switched supply for charging the battery and a switched supply for maintained operation.

ISOLATE MAINS SUPPLIES AND DISCONNECT THE BATTERY BEFORE INSTALLATION OR MAINTENANCE.

Installation:

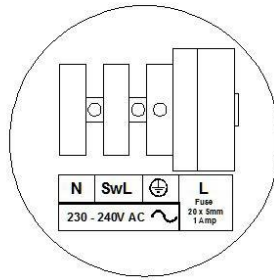
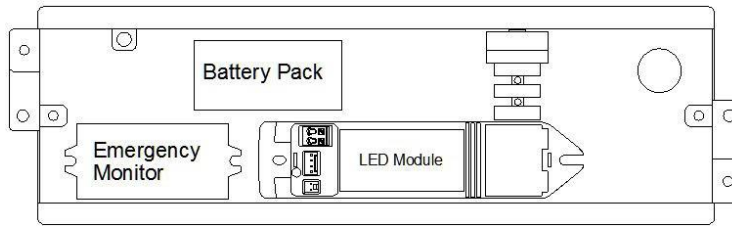
1. Remove the two side screws and remove metal cover.
2. Bring your cables into the back box gear tray and fix the back box in its desired location.
3. Connect your mains, permanent supply, switched supply, neutral and earth to the fused terminal block which is clearly labelled.
5. For non-maintained operation, do not connect to the switched live terminal.
6. Connect the battery.
7. Place the legend panel through the slot of the metal cover.
8. Refit the cover back into position ensuring no cables are trapped.
9. Fit the screws back into each side of the cover.
10. Fit the desired legend vinyls to the legend panel and fit the four fixing bolts in each corner.



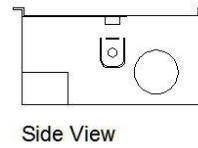
Installation & Wiring Instructions
 EXI LED STR - Wall Mount Exit Sign
 For use with Reacta-Link Wireless System

PLEASE READ THESE INSTRUCTIONS BEFORE COMMENCING INSTALLATION & LEAVE WITH END USER

Typical Wiring
 Diagram



A = 20mm Cable Entry
 1 in Base 1 in Side



Testing/Commissioning:

- Ensure the power is connected.
- Connect the battery.
- Switch on the Un-switched Supply - Check the Charge LED illuminates.
- Switch off the Un-switched Supply - Check the Charge LED extinguishes and the load LED illuminates.
- Enter the commissioning date on the Battery Pack.
- Switch on the Un-Switched Supply
- Ensure that the RF Node is commissioned onto the system by a Reacta-Link qualified engineer.

| Luminaire Ref/Location | | | In case of difficulty, contact the Installation Engineers:- | | | | | | | |
|-----------------------------|--------|------|---|------|--------|------|-----------------|------|--------|------|
| | | | Tel: | | | | | | | |
| Full Recharge Time 24 Hours | | | Duration 3 Hours | | | | Lamp Type - LED | | | |
| ROUTINE TEST RECORD | | | | | | | | | | |
| | Year 1 | | Year 2 | | Year 3 | | Year 4 | | Year 5 | |
| Monthly Test | Signed | Date | Signed | Date | Signed | Date | Signed | Date | Signed | Date |
| Functional | | | | | | | | | | |
| Functional | | | | | | | | | | |
| Functional | | | | | | | | | | |
| Functional | | | | | | | | | | |
| Functional | | | | | | | | | | |
| Functional | | | | | | | | | | |
| Functional | | | | | | | | | | |
| Functional | | | | | | | | | | |
| Functional | | | | | | | | | | |
| Functional | | | | | | | | | | |
| Three Hour | | | | | | | | | | |