

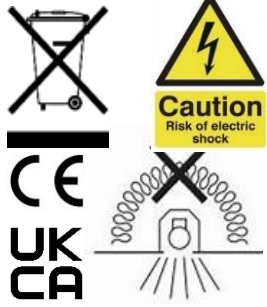
220-240V / 50-60Hz
IP65 IK03

Terminal Labelling:

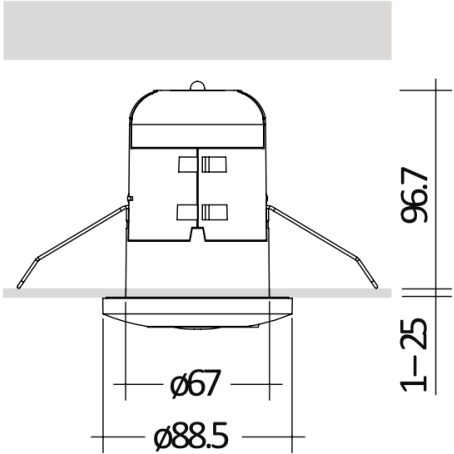
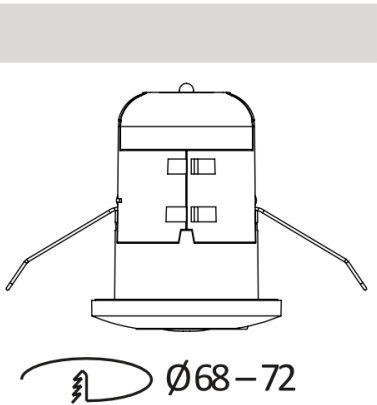
Power
N Neutral

Emergency

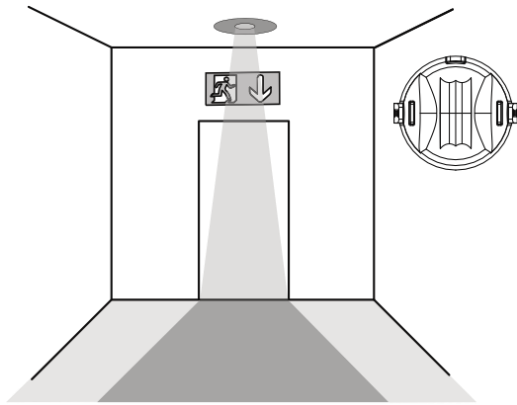
L2 Unswitched Live
DA/AT3 DALI Autotest
DA/AT3 DALI Autotest



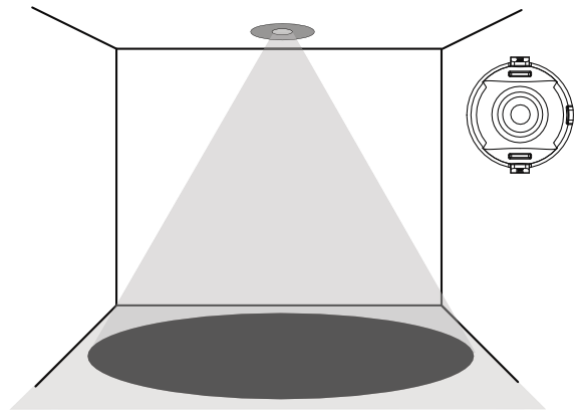
WARNING: Luminaire must be earthed. Risk of electric shock from LED boards if operated with cover removed. Installation / operation outside of luminaires intended scope invalidates warranty. Suitable only for domestic / light industrial / industrial applications within the scope of EN55015. Tested to compliance with BSEN 60598: specification for general requirements and tests. Must be installed by a suitably qualified person in accordance with all relevant legislation. Ambient operating temperature of 0°C to 25°C. If maximum operating temperature is exceeded luminaire will automatically dim / switch off. Terminal blocks are rated to 16A unless stated otherwise. The light source contained in this luminaire shall only be replaced by the manufacturer or his service agent or a similar qualified person. **LUMINAIRES WITH EMERGENCY PACK:** When supply is isolated battery output terminals may be live if battery is connected. Isolate mains and battery before servicing. Emergency luminaires require unswitched live connection taken from same phase as switched supply. When unswitched supply is connected status indicator illuminates green, when unswitched supply is disconnected indicator extinguishes and luminaire operates in emergency mode. 24 hour charge period required before undertaking full discharge test. Emergency test sheets provided should be used to record all emergency tests. Batteries should be replaced when 3 hour duration is not met. Excessive switching of permanent live may result in premature battery failure. Battery electrolyte can be harmful to eyes / open wounds, do not puncture, if electrolyte touches skin / eyes flush with water. Do not incinerate batteries.



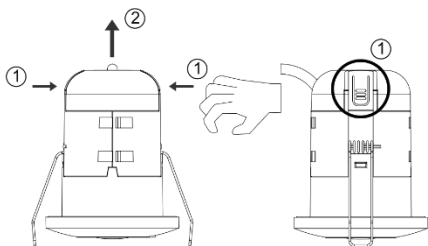
Escape



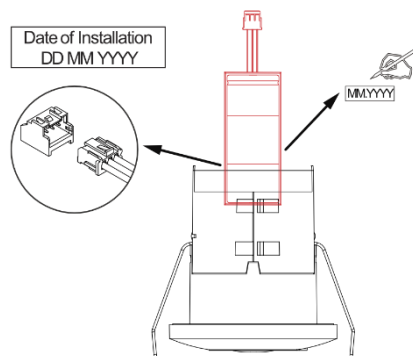
Anti Panic



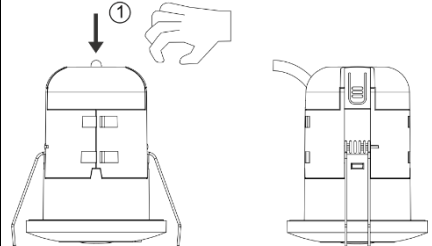
1.



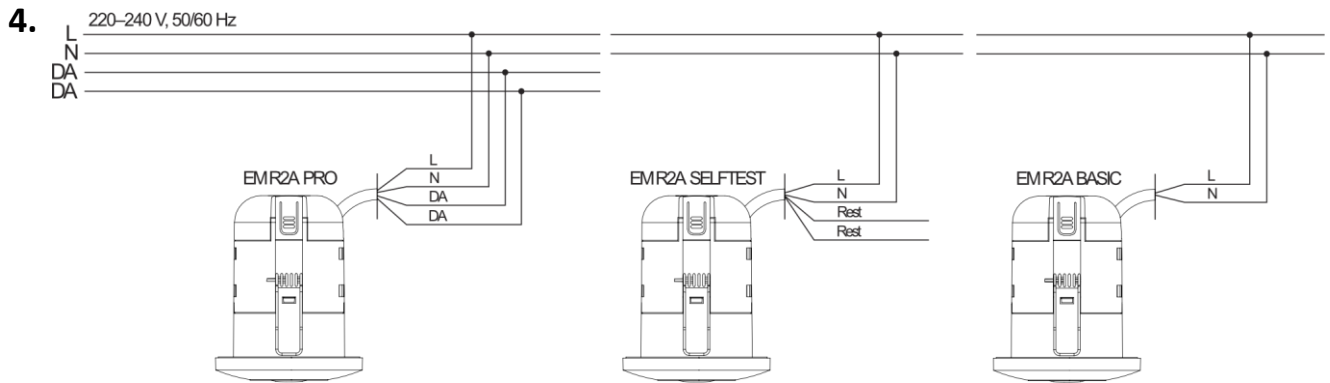
2.



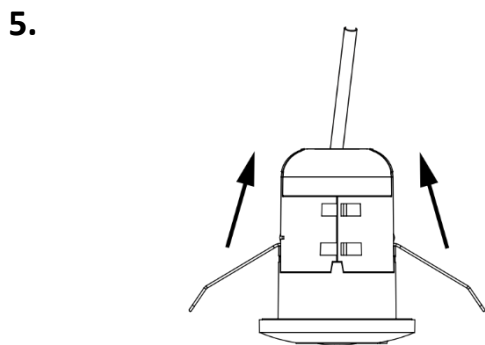
3.



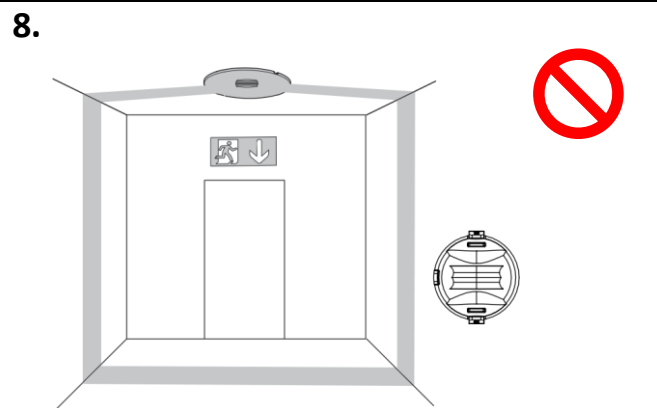
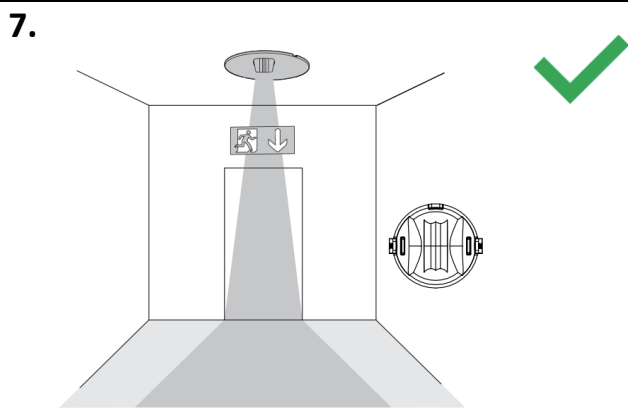
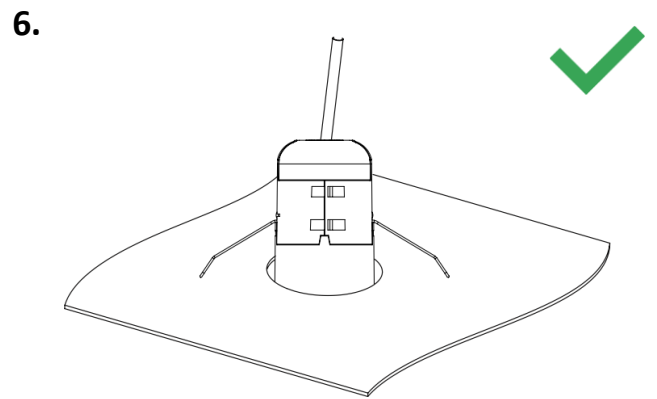
LED5 Installation Guide



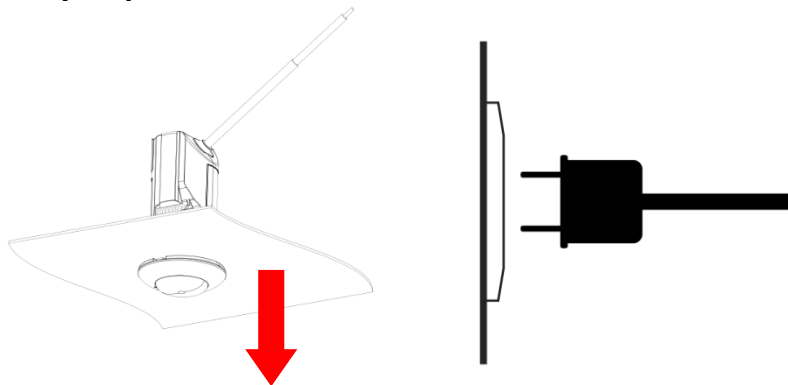
Note: If the mains cable or battery strap are damaged, the luminaire must be disposed of.



Only a terminal complying with EN 60998-2-1 or EN 60998-2-2 can be used.



Battery Replacement



For re-connection of battery, refer to step 1.

After a battery replacement and a subsequent full charge cycle (24h), a duration test is mandatory to prove that with the new battery the rated duration is achieved.